

Year 1
Shielding Pack

Week beginning 15th June

English	Maths
<ul style="list-style-type: none">- Adding adjectives and adjectives for effect<ul style="list-style-type: none">- Up levelling sentences- Choose your favourite expanded noun phrase and use it as a prompt for your own story. Think really carefully about what adjectives you can use to make it interesting.	<ul style="list-style-type: none">- Tens and ones- Counting in twos and problem solving- Maths activity mat
Topic	
<h3>Geography</h3> <p>Explore Hart with an OS and aerial map. How are these maps different? Why do you think we have different maps?</p> <p>Draw your own simple map, showing your journey to school (including a title and a North arrow).</p> <p>Create your own symbols in a key.</p>	

Choose some adjectives to add to the nouns.
Do you know any WOW adjectives?

the ___ dog

the ___ boy

the ___ mouse

the ___ girl

the ___ school

the ___ house

the ___ lady

the ___ cat



Adjectives for Effect

Read through the following descriptions.

For each one, underline the noun that is being described in the expanded noun phrase. There may be more than one example in each sentence.

Put a circle around the adjectives that have been added to the noun to make the expanded noun phrase.

1. Jani cowered in front of the spooky, haunted house.
2. The moaning and creaking noise continued as Curtis crept forward.
3. The cold, damp grass ruined Alfie's cool, new shoes.
4. The well-worn steps went on forever.
5. The off-white, rotten door squeaked as the terrified children entered the room.
6. A large, dark rain cloud hung over the house.

Rewrite each sentence and use different adjectives for each noun phrase to create a different mood or atmosphere.

Example - *Jani skipped happily towards the clean, white house.*

1. _____
2. _____
3. _____
4. _____
5. _____
6. _____

Uplevelling Sentences – Step 1

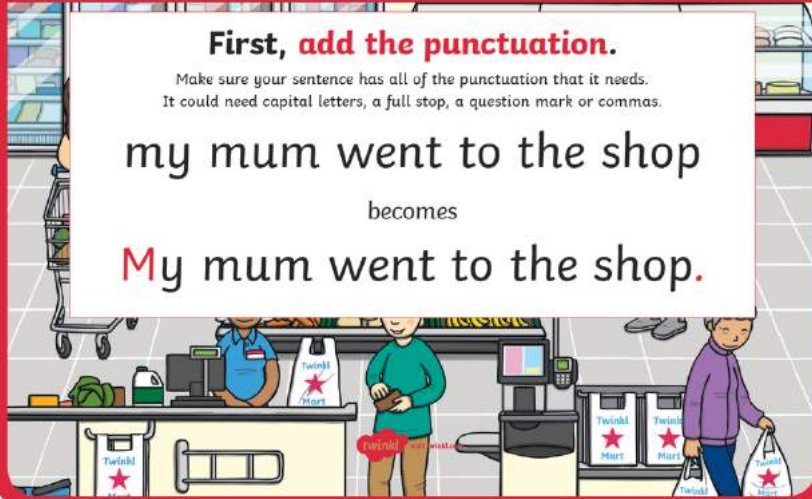
First, add the punctuation.

Make sure your sentence has all of the punctuation that it needs.
It could need capital letters, a full stop, a question mark or commas.

my mum went to the shop

becomes

My mum went to the shop.



Uplevelling Sentences – Step 3

Finally, add a linking word to give extra details.

Choose one of the linking words and use it to add some extra details to your sentence.
What extra information will you add to your sentence to make it interesting?

My kind, caring mum went to the enormous, busy shop.

becomes

My kind, caring mum went to the enormous, busy shop
because we needed some food to eat.



Uplevelling Sentences – Step 2

Next, create expanded noun phrases.

An expanded noun phrase provides extra information about the noun.
You can use adjectives to give more information within your sentences.

My mum went to the shop.

becomes

My kind, caring mum went to
the enormous, busy shop.



Use the steps to improve this sentence:
the cat sat on the wall

1. Re-write the sentence including all of the correct punctuation.
2. Re-write the sentence from step 1 with an extended noun phrase.
3. Re-write the sentence from step 2 but choose a linking word from the box below and use it to add extra detail to your sentence.

because if when that

Tens and Ones


1a. Circle 16.



VF

Tens and Ones

1b. Circle 18.



VF

2a. Draw the number 17 using sticks and bricks.



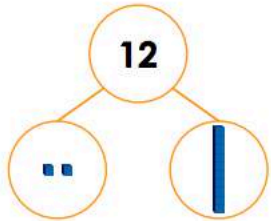
VF

2b. Draw the number 15 using sticks and bricks.



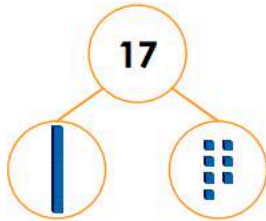
VF

3a. True or false?



VF

3b. True or false?



VF

4a. Match each number to the Base 10.

14	ten and ones.
11	ten and ones.
17	ten and one.



VF

4b. Match each number to the Base 10.

20	ten and ones.
19	ten and ones.
12	tens.



VF

Tens and Ones

1a. Fred is drawing the number 19. What is missing?



PS

Tens and Ones

1b. Pete is drawing the number 11. What is missing?



PS

2a. Which is the odd one out? Why?

A. B.

C. 11 has 1 ten and 1 one.



R

2b. Which is the odd one out? Why?

A. B.

C. 15 has 1 ten and 5 ones.



R

3a. Holly and Paul are making the number 15.



We need 2 more ones.

Holly

We need 1 more one.



Paul

Who is correct? Explain how you know.



R

3b. Pat and Shan are making the number 18.



We need 1 more one.

Pat

We need 1 ten.



Shan

Who is correct? Explain how you know.



R

Count in 2s

1. Ranger Bill is feeding his pairs of animals. He wants to find out how many animals he has in total. Some pairs are inside and some are outside.



I know that there are more than 30 animals altogether. There are less than 13 pairs of animals inside.

Use the clues to explore how many animals there are altogether and how many are kept inside.

Year 1 Maths Activity Mat

①


Section 1

What's next?

5	10	15	20			
---	----	----	----	--	--	--

Section 2

Add 1 more flower.



There would be flowers altogether

Section 3

What's the missing number?

$$15 - \square = 5$$



Section 4

Which line is the longest?

A

B

C



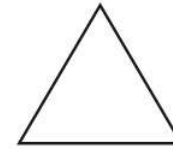
Section 5

If Sarah has 14 apples and she shares them equally with Lisa, how many apples will they have each?



Section 6

Colour half of these shapes.



Section 7

Circle the odd numbers:

12 18 13
17 21 11

Section 8

Fill in the boxes:

$$20 + \square = 25$$

$$17 + \square = 23$$

Hart - Home Learning




Aerial photography © Getmapping Plc.
FOR SCHOOLS USE ONLY.

Digimap for Schools

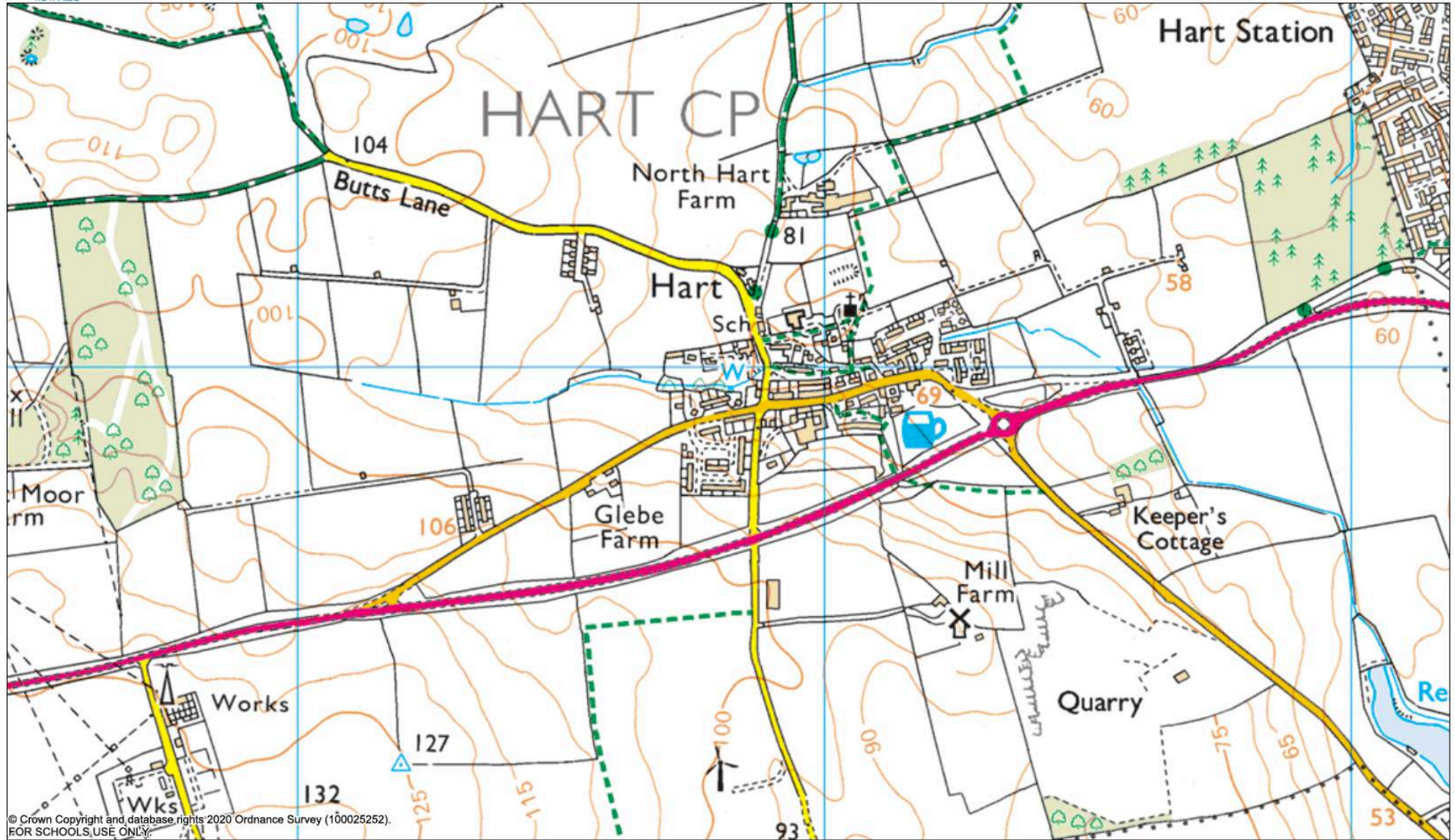


Scale 1:10000



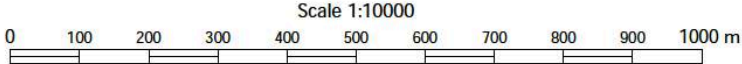
Jun 12, 2020 14:01

St Peter's Elwick Church of England
Primary School



© Crown Copyright and database rights 2020 Ordnance Survey (100025252).
FOR SCHOOLS, USE ONLY.

Digimap for Schools



Jun 12, 2020 14:00
St Peter's Elwick Church of England Primary School