

Reception Home Learning Pack

- Phase 2, 3 or 4 Phonics
- Maths
- Profile Learning

Week beginning 15th June
Phase 2 phonics

Flashcard games:

- Match the pictures to the sounds.
- Find objects beginning with that sound.
- Write the letter lots of times and ask your child to find it amongst other letters.
- Letter formation – Curly caterpillars.
a c d e f

Phase 2 flashcards and matching pictures

s

a

i

n

g

o

t

p

m

d

c

k



Slither down the snake.



Round the apple, down the leaf.



Down the body, dot for the head.



Down Nobby and over his net.



Round her face, down her hair and give her a curl.



All around the orange.



Down the tower, across the tower.



Down the plait and over the pirate's face.



Down Maisie, over the mountain, over the mountain.



Round the dinosaur's bottom, up his tall neck and down to his feet.



Curl around the caterpillar.



Down the kangaroo's body, up and around his tail and leg.

ck

e

h

b

l

ll

u

r

f

ff

ss



Curl around the caterpillar. Down the kangaroo's body, up and around his tail and leg.



Lift out the top and scoop out the egg.



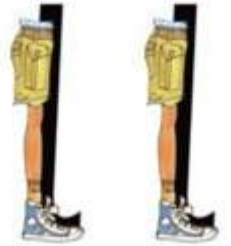
Down the head to the hooves and over his back.



Down the laces to the heel and up around his boot.



Down the long leg.



Down the long leg.
Down the long leg.



Down and under, up to the top and draw the puddle.



Down his back then curl over his arm.



Down the flower, across the flower.



Down the flower, across the flower. Down the flower, across the flower.



Slither down the snake.
Slither down the snake.

Week beginning 15th June
Phase 3 phonics

Flashcard games:

-Hide the sound and shout the sound until you find it.

-Blend words with that sound g-oa-t or ch-ee-se.

-Segment words with that sound. How many sounds can you hear in h ow l? Can you use your phonics fingers to count them?

-Letter formation – Curly caterpillars.

g o q s

Phase 3 phonics flashcards and matching pictures

j

v

y

z

w

x

zz

qu

ch

sh

ai

ee

th

ng

igh

oa



Down his body, curl and dot.



Down a wing, up a wing.



Down a horn, up a horn and under his head.



Zig, zag, zig.



Down, up, down, up.



Down the arm and leg and repeat the other side.



Zig, zag, zig. Zig, zag, zig.



Round her head, up past her earrings and down her hair.



Curl round the caterpillar, then go down the horse's head to the hooves and over his back.



Slither down the snake, down the head to the hooves and over his back.



Snail in the rain.



What can you see?



Down the tower, across the tower. Then, down the horse's head to the hooves and over his back.



Down Nobby and over his net. Round her face, down her hair and give her a curl.



Fly high.



Goat in a boat.

oo



poo at the zoo

twinkl.co.uk

ar



start the car

twinkl.co.uk

ow



brown cow

twinkl.co.uk

oi



spoil the boy

twinkl.co.uk

ure



sure it's pure

twinkl.co.uk

er



a better letter

twinkl.co.uk

or



shut the door

twinkl.co.uk

ur



nurse with a purse

twinkl.co.uk

ear



hear with your ear

twinkl.co.uk

air



that's not fair

twinkl.co.uk

oo



look at the book

twinkl.co.uk

oo

ar

ow

oi

ure

er

or

ur

ear

air

oo

Week beginning 15th June
Phase 4 phonics

-Revisit phase 3 flashcards.

-Hide the sound and shout the sound until you find it.

-Blend consonant cluster words with I Spy and Read

-Segment words with consonant clusters. How many sounds are in b r u sh? Can you use your phonics fingers to count them?

-Letter formation – Curly caterpillars.

g o q s

I Spy and Read

Draw a line to the matching picture when you have read each word.

tent

hand

gift


milk

nest

belt

shelf

sink



I Spy and Read

Draw a line to the matching picture when you have read each word.

frog

brush

spot

clap

flag

gran

twin










plum



Challenge: Can you spell a word to match one of the pictures?

Curly caterpillar letters

Curly Caterpillar Letters

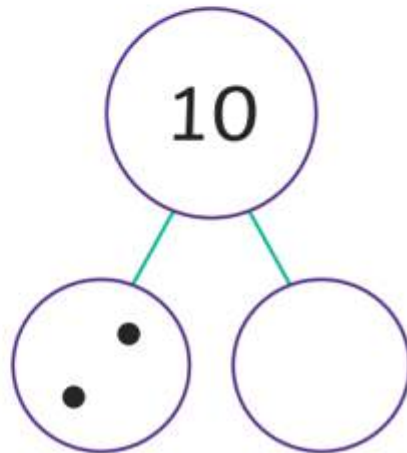
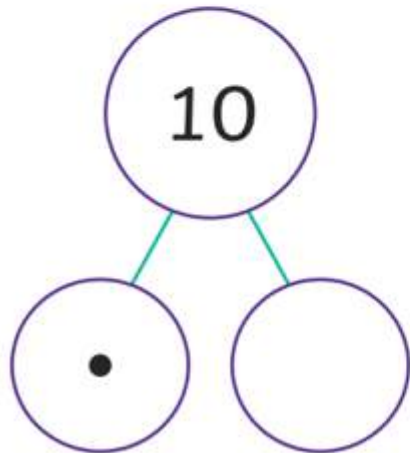
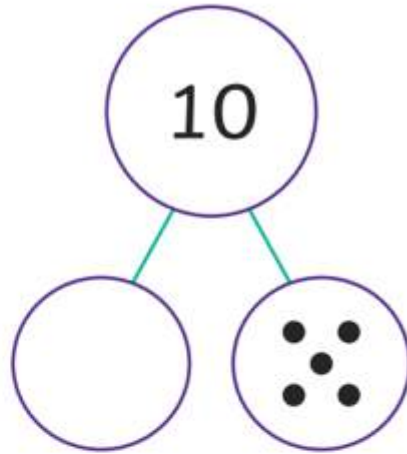
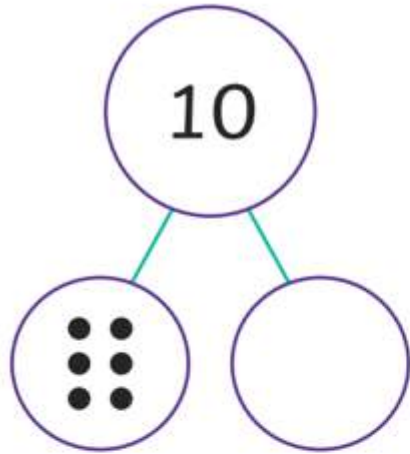
a 	c 	d 	e 	f 	g 	o 	q 	s 
Around the apple and down the leaf.	Curl around the caterpillar.	Around the dinosaur's bottom, up his tall neck & down to his toes.	Lift off the top and scoop out the egg.	Down the stem and draw the leaves.	Around the girl's face, down her hair and give her a curl.	All around the orange.	Round her head, up past her earring, down her hair and flick.	Slither down the snake.
A a	C c	D d	E e	F f	G g	O o	Q q	S s

Practise forming your curly caterpillar letters by saying the rhyme. You could write these letters with paint or with a stick in the mud.

Remember to start in the right place and use froggy fingers 😊.





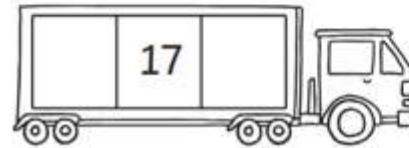
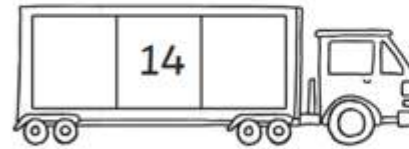
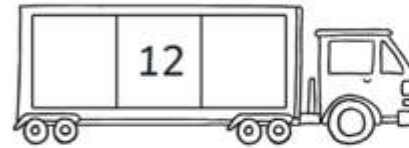
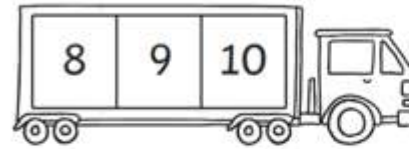
Maths

Part-part whole questions.
6 is a part. What other part do we need to make 10 altogether?



One More, One Less Number Writing Sheet

Write the numbers that come before and after.

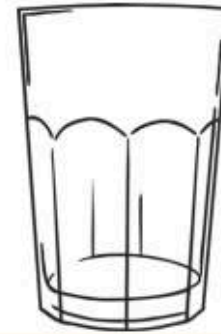


Maths Activity Mats

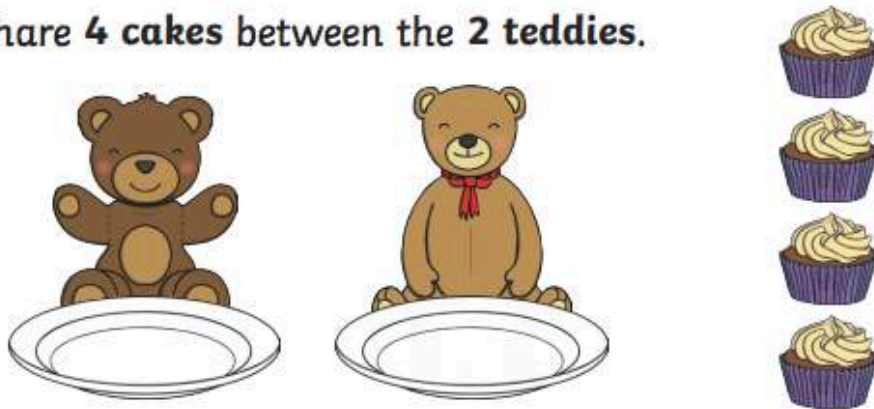
Which picture shows the ball **in** the box? Circle it.



Can you make the glass **half full**?

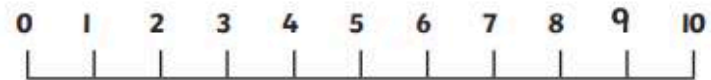


Share **4 cakes** between the **2 teddies**.



Can you work out the answer?

$$8 - 3 = \square$$



1 2 3 4 5 6 7 8 9 10

Profile Learning

Joe Wicks: 5-Minute Move Workout 1 Star Jumps

1. Start with your feet close together.
2. Jump and land with your feet wide apart.
3. Stretch your arms out above your head.
4. Jump your feet in and your arms down.



Joe Wicks: 5-Minute Move Workout 1 Marching on the Spot

1. Stand with your feet hip-width apart.
2. Lift one foot and then the other.
3. Stay on the same spot.
4. Lift your knees up high, keeping your back straight.
5. Pump your arms as well.



Joe Wicks: 5-Minute Move Workout 1 Climb the Rope

1. Pretend to climb a rope!
2. Reach your hands above your head one at a time and pull the rope down.
3. Lift your knees high and climb on the spot.



Joe Wicks: 5-Minute Move Workout 1 Squat

1. Start with your feet a bit wider than your shoulders.
2. Squat down as if you're sitting into a chair.
3. Stand up tall again.
4. Keep a straight back.



Joe Wicks: 5-Minute Move Workout 1 Low Sprint Shuffle

1. Crouch your body down.
2. Run quickly on the spot.
3. Pump your arms.
4. Turn to the middle and the side.
5. Make sure you have fast feet.



Cut out the cards. Sequence and re-tell the story of Little Red Riding Hood.

Little Red Riding Hood Home Learning Challenge

Little Red Riding Hood stopped to talk to the Big Bad Wolf. Do you think this was a good idea? Talk to a grown-up at home about what she should have done.



Draw a picture of Grandma's house in the woods.

Decorate some biscuits or cakes. You could take a photograph or draw pictures to show the rest of the class.



The story of Little Red Riding Hood is set in the woods. Do you know any other stories that are set in the woods?



Little Red Riding Hood







