

Early Years

Home Learning Pack

Phonics Phase 1 Nursery

General Sound Discrimination Environmental Sounds

Home Learning Challenge



Go
on a Listening Walk!
You could go around your house or an outside area with an adult and practise listening carefully to all the different sounds you hear. Talk about what you heard. Did you recognise all the sounds? Were they loud or quiet? Were they long or short sounds?

Make your own noisy shaker! You could make a shaker by putting some small items into a plastic pot and covering the top with paper or silver foil. Trying using some different items for the inside of your shaker – you could try rice, buttons, marbles or dried pasta. Which sound do you like best?

Play the game 'I Hear with My Little Ear'! Take it in turns to imitate the sound of something and guess what makes that sound. You could imitate the sounds of things found around your house like a clock or a telephone or of recognisable animals like a cat or dog.



Make a collection of your own noise makers. Think about lots of different things that make a sound and gather them together in a box or bag. Use one of the objects to make a sound for others to guess and identify. You could include things like crisp packets, keys, coins in a pot, a rattle or a squeaky toy.

Play a listening game by hiding a small toy and using vocal clues to guide your partner to find the toy. When they get nearer to the hidden toy, make your voice louder; when they get further away make your voice quieter. You could try singing a song or rhyme at different volumes or making different voice sounds, like 'sss' or 'mmm'.



Talk about sounds you like and sounds you don't like and why. Draw some pictures of things that make sounds that you like – for example, birds singing, the sea or a doorbell.

General Sound Discrimination Instrumental Sounds

Home Learning Challenge

Create a musical show to perform! Use a variety of instruments and noise makers and create a musical show for your friends or family. Try creating a musical pattern using a variety of different sounds.



Do you have any musical instruments at home? Ask an adult to show you how they are played and try making some sounds with the instrument. Take a photo or draw a picture of your instrument to share with the group. Don't worry if you don't have any instruments – you could always make your own instrument, like a simple shaker!



Make a collection of toys and instruments/noise makers. Then use the instruments to create a sound effect for each toy. Talk about the different sounds the instruments make and why they match each toy.

Use the Internet to find out about some different instruments. See if you can listen to some different instruments. Which is your favourite? Draw a picture of your favourite instrument and write what it is called.



As you listen to a story or rhyme, use some instruments or noise makers to add sound effects to the story. Think about how different instruments could be played to create different effects. For example can you make a loud noise and a quiet noise using the same instrument?



Play a listening and copying game using a small set of instruments and noise makers. Play a sound for the other person to copy. Try creating loud and quiet sounds and also some simple sound patterns.

Voice Sounds Home Learning Challenge




Play an animal themed guessing game. Make some sound effects for different animal noises and encourage someone to guess what animal sound you were making. You could 'meow' like a cat, 'woof' like a dog or 'hissss' like a snake.



Teach a grown-up the song 'Old MacDonald Had a Farm'. What animals will be in your song? What noises do the animals make?

Try reading and saying these noisy sentences:
The car went beep, beep!
The lion went ROAR!
The cat went meow!
Can you think of a noisy sentence of your own?



Look through a storybook and add sound effects for everything that happens. E.g. magic beans falling on the floor, climbing up the beanstalk, giant's footsteps, etc.

Play a funny voices game as you listen to a story. Think about the sounds or voices each character might use and try saying some sentences as each character. Can you speak like a troll? How about a fairy? What other characters could you be? Can you change your voice to make different voices for each character?



Try making some different voice sounds to show different feelings and emotions e.g. 'oh!' when surprised, 'mmmm' when eating something yummy and 'sshh' when trying to be quiet!

Use your voice to create some sound effects. Can you make a sound like a ticking clock or a doorbell? Listen to sounds you hear around your home – can you make a sound just like them?



General Sound Discrimination – Body Percussion EYFS Home Learning Challenge



Play 'Follow the Leader' with your family. One person chooses some body percussion (for example, patting their knees, clapping their hands or clicking their fingers), the rest of the family have to copy them. Take turns to be the leader.

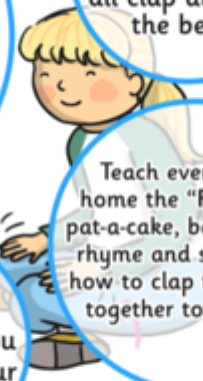
Listen to some music at home with your family. Can you all clap along to the beat?

Teach everyone at home the "Pat-a-cake, pat-a-cake, baker's man" rhyme and show them how to clap their hands together to the beat.

How many different sounds can you make with your mouth?

Use your voice to make sounds like a car, a dog, a ghost, a train and bubbles under water.

Ask a grown up at home if they can remember any playground clapping games from when they were at school? Can you learn one and show it to your friends?



Nursery 2

Oral Blending and Segmenting Home Learning Challenge

Listen carefully as you sound out these words: pin, sat, tap, net. How many letter sounds are in each word? Try counting on your fingers. E.g. 'c-a-t, 1-2-3'.



With a grown-up, play a listening game about a visit to a farm. 'I went to the farm and I saw ...' - instead of saying the animal name, split the word up into its 3 letter sounds. The other person has to identify the animal by blending the sounds together. For example: 'I went to the farm and I saw had a 'c-a-t.' - 'It's a cat!' Try the words; cat, dog, pig, cow, hen, sheep, goat, horse.

Emma the Explorer has a list of things she needs to take on her next adventure but she can't read it! Can you help Emma work out what she needs to pack in her bag? Sound out the words below and blend the sounds together to find out what she needs to take. You could draw pictures to help Emma know what she needs to take.

m-a-p
c-u-p
h-a-t
p-e-n
t-o-r-ch

Robbie the Robot can only speak by saying the sounds of each word. Can you work out what Robbie is saying? Blend the sounds together to say the words.

c-ar
b-aa-t
b-u-s
v-a-n
c-aa-ch
t-r-ai-n

Play a sounding out game with a grown-up. Look at the pictures below. Choose one and carefully sound out the word. Can the other person point to the correct picture?



Rhyming Words

Draw a line to join the rhyming words together. You could also cut out the pictures, turn them face down and play a game to find rhyming pairs.



car



cat



frog



mouse



fox



house



box



bat



star



dog

Rhythm and Rhyme Home Learning Challenge

Play a matching game with the cards provided. Can you match two picture cards together that rhyme – for example 'fox' and 'box'.



Try writing a list of rhyming words. Can you think of 2 words that rhyme with cat and 2 words that rhyme with dog?



Can you teach someone at home one of the rhymes we have been singing? See if you can remember all the words!



Try making up some funny rhyming sentences! Write your favourite one to share with the group. For example: 'I saw a pig, wearing a wig!'



Listen carefully to this list of words – can you find the one that doesn't rhyme with the others?

Remember to listen carefully to the sound at the end of the word:

Tree, bee, pin, three, see, knee.



What rhymes or poems do you say at home? Find a copy of your favourite rhyme or poem to share with the rest of the group.

Alliteration Home Learning Challenge

Zoe the Zookeeper wanted to name some of her animals. She wants the names to start with the same letter sound as the animal. So far she has thought of Charlie Chimp and Tommy Tiger. Can you help her think of some names for her lion, snake and panda?




Trying making up some of your own silly tongue twisters using lots of words that start with the same sound! You could write one down to tell the rest of the group. Maybe you could write one using your name – for example, 'Dan drew dancing dinosaurs!'



Charlotte the Chef is making some silly sound soups! Each soup needs 3 ingredients that start with the same letter sound. She has already made the 't' sound soup with toffees, tomatoes and toast! Can you think of 3 foods to put in the 'c' sound soup?

Think about the letter sound at the start of your name. Can you write a list of words starting with the same sound? How many can you think of?



Go on a letter sound hunt! Look around at home or in an outside area and find things beginning with the same letter sound. Can you find 3 things beginning with 't'? What other letters can you choose?

