

Early Years

Home Learning Pack

# Early Years Profile Learning

|                                     |
|-------------------------------------|
| 1. Supertato Challenges             |
| 2. PE Running Challenges            |
| 3. People Who Help Us Challenges    |
| 4. The Three Little Pigs Challenges |
| 5. Recap Learning on the Seasons    |

# Supertato

## Home Learning Challenge

Draw a face on a potato to make your own Supertato! Take Supertato around your house to help out with some of the jobs, such as tidying your bedroom and putting away the dishes. What other helpful things can he do?



Use building bricks to make a home for your Supertato. Think about how tall and wide it needs to be to fit Supertato inside.



When making or eating a meal, discuss which parts of the meal are vegetables and which are healthy for your body. You could also make a healthy snack such as fruit salad or a fruit smoothie.



When shopping in the supermarket, can you count the vegetables you put in your trolley? Can you spot any vegetables in the wrong place?



Talk about what your name would be if you were a superhero and what special powers you would have. You could draw a picture and bring it into school.



Make jelly and add in fruit such as blueberries. Does your jelly taste like peas, like the one in the story? What does your jelly taste like?



# Home Learning Challenge Sheet

At school we are learning to run. Please help me at home. This is what we need to do to become good at running.

## Activities to Support Learning

### Running on the Spot

Start by running on the spot. A grown-up will shout out different commands e.g. 'faster' or 'slower'. Listen to the command and change your speed.

### Catch Me if You Can

Find an area to play in and set up some safe spots e.g. a slide in the park or a tree in the woods. Try to run between the different safe spots in the area without a grown-up catching you. How many safe spots can you get to?

### Up and Down Running

Run around and listen to the instructions from your grown-up. When you hear them shout 'up', jump up high. When you hear them shout 'down', bend down and try to touch the floor.

### Collect the Coins

With a grown-up, make some pretend pirate coins with numbers 1-10 written on them. Your grown-up will spread out the coins and use different objects as obstacles e.g. soft toys, pillows, old boxes. Next, run around the obstacle course, trying to collect the numbered coins in the correct order.

You could take a photo or draw a picture of you practising the different activities to show us at school. You could tell us about how you have improved your running skills!

### How to Run:

1. Make sure that your head is up and looking where you are running.
2. Lean forward slightly.
3. To run quicker, pump your arms up and down.
4. Make sure your eyes are focusing forwards.



# People Who Help Us

## Home Learning Challenge

Learn your address and practise what you would say if you were ever in an emergency and had to call 999.



Create your own emergency vehicle. Think about its features - sirens, hosepipes and ladders, bright colours. You could make your vehicles out of old boxes, bottle top lids and cardboard tubes.




Make your own People Who Help Us costume. Borrow an adult's hat to be a helmet or a shirt to be a doctor's coat. Pretend you are the person who is helping. What would you do? What would you say?



Create a thank you card to send to someone who has helped you. You could draw, paint or use collage to make your picture. Remember to use your best writing inside to say 'thank you' and to write your name.

Draw a picture of a person who has helped you in the last few weeks. Write some short sentences to describe what they did.



If 10 children are waiting to cross the road and the lollipop person takes 4 across, how many are left to cross? You could draw a picture or use your fingers to help you work out the answer!





# The Three Little Pigs

## Home Learning Challenge

After The Three Little Pigs had got rid of the Big Bad Wolf, they enjoyed living together in the brick house. However, after a while they decided it was too small for all of them and they needed to build a new house. Draw a picture of a new house that you have designed for The Three Little Pigs. Label it to show why it is perfect for them.

Can you think how The Three Little Pigs in the story are different to real pigs?



Tell a grown-up the story of The Three Little Pigs. Remember to use different voices for the characters. You could even act it out together!



The third Little Pig bought 10 bricks but he only used 8 of the bricks. How many bricks did he have left? Use your fingers or draw a picture to help you work out the answer.

Build a model of a house that you think would stay standing when the Big Bad Wolf huffed and puffed. You could try blowing it with a hairdryer to test it out.









Write down 5 words that rhyme with pig.



# Spring and Summer Matching

Match the pictures with the right season. Then see if you can add some of your own pictures.



|  |   |
|--|---|
|    |    |
| Rain   | Blossom   |
|   |   |
| Sun lotion   | Summer sun  |
|  |  |
| Sunglasses   | Chick   |
|  |   |
|  |   |

# Season Favourites

Draw and label your favourite thing about each season. It could be the weather, an event or an occasion.

|               |               |
|---------------|---------------|
| <u>Autumn</u> | <u>Winter</u> |
| <u>Spring</u> | <u>Summer</u> |

\*