





Cycle A
Spring Term Early
Years



Paradigm: Traditional Artist: Aboriginal Art

Vocabulary

cotton
bud



repeat
pattern




A repeated pattern is when colours or shapes are used in the same order over and over again.

bright
colours



Colours that stand out

knead



roll



aboriginal
art

Art made from people who had lived in Australia for thousands of years

New Practical Knowledge

Clay

To make clay thinner, I need to roll or press it.

To change the shape of clay I can knead, cut or push with my fingers.

I can use a shape to cut around to make a tile shape.

Painting

Cotton buds and ends of pencils can make circles when dipped in paint.

Bright colours stand out on dark paper.

New Theoretical Knowledge

Artwork Study: Aboriginal Art

Uses symbols not writing.

Dots used to hide secret and private knowledge.



New Disciplinary Knowledge

What patterns and colours do you enjoy from aboriginal art?



Top tips

Don't put too much paint on your cotton bud or it will smudge.

Use one cotton bud for each colour so that the colours don't mix.

Don't press too hard on your clay or it will stick to the table or get too thin.

Prior Knowledge

You have used salt dough in the areas in Early Years to make sculptures.

You have painted in the areas in Early Years using bright colours and paintbrushes.

You have looked at repeat patterns during snack time and in your maths sessions.